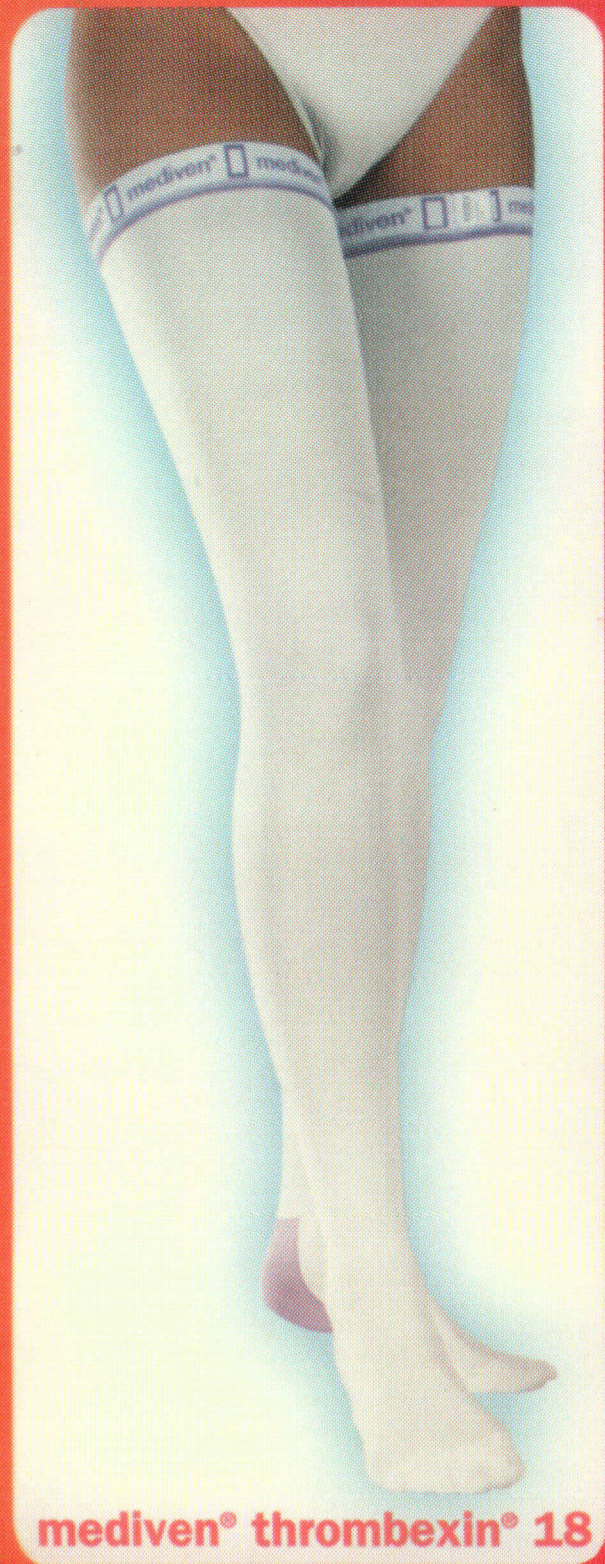


medi

I feel better
www.medi.de

mediven® thrombexin® 18

The Standard Anti Embolism Stocking



mediven® thrombexin® 18

Features

- High patient compliance
- Efficient sizing system
- High reusability
- Clinically proven to reduce the risk of DVT
- High reliability of medical care

Antibacterial toe

The antibacterial and antimycotic toe reliably reduces the numbers of micro-organisms normally found in hospitals - even after repeated laundering.



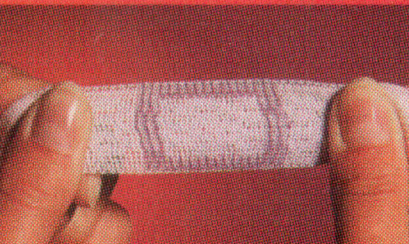
Colour-coded heel

The colour-coded heel with its fleecy inner surface reduces the risk of decubitus, simplifies rapid sorting, and shows that the stocking fits properly at the heel.

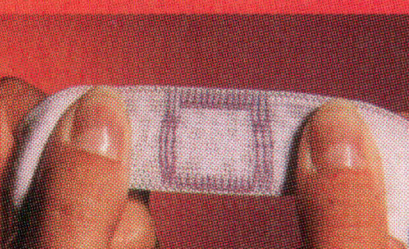


Unsatisfactory

The specially developed silicone topband guarantees a safe and reliable fit. mediven® thrombexin® 18 fits perfectly when the indicator boxes form an upright rectangle or square when the patient is wearing the stocking.

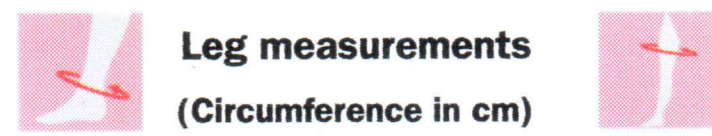


Satisfactory




mediven®
mediortho®
medipro®

Hospital




Leg measurements
(Circumference in cm)



Colour coding

	Ankle (cB)	Calf (cC)	Thigh (cG)	Heel	Thigh
Knee length (A-D)	extra small	17 - 19	26 - 30	—	—
	small	20 - 22	30 - 36	—	—
	medium	23 - 25	34 - 40	—	—
	large	26 - 28	38 - 45	—	—
	large-extra-wide	26 - 28	42 - 49	—	—
Thigh length (A-G)	extra small	17 - 19	—	40 - 50	—
	small	20 - 22	—	48 - 60	—
	small-extra-wide	20 - 22	—	56 - 70	—
	medium	23 - 25	—	56 - 70	—
	medium-extra-wide	23 - 25	—	64 - 80	—
	large	26 - 28	—	64 - 80	—
	large-extra-wide	26 - 28	—	72 - 90	—
Thigh with waist attachment	small	20 - 22	—	48 - 60	—
	medium	23 - 25	—	56 - 70	—
	large	26 - 28	—	64 - 80	—
	large-extra-wide	26 - 28	—	72 - 90	—

mediven® hospital butler/valet - Quick and easy!

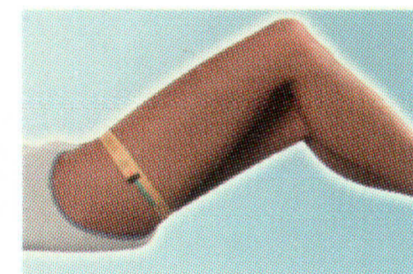


mediven® hospital Butler Art. Nr. 6900062


mediven® magnum Butler Art. Nr. 6905072




1. Measure the circumference just above the ankle (cB).



2. Measure the circumference of the thigh (cG). The Colour-coded size system enables quick and easy selection of the correct size.



3. adjust the mediven® hospital butler/valet. Pull up the lock and adjust the width of the mediven® hospital butler / valet so that it passes up over the patient's ankle and, if necessary, calf without touching the patient.



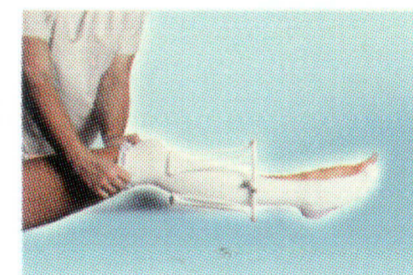
4. Pull the stocking over. Gather up the topband over the frame and pull the stocking over.



5. Finish pulling the stocking over. Pull the stocking down until the colour mark appears at the top border of the frame.



6. push up the mediven® hospital butler/valet. Push the mediven® hospital butler/valet up over the ankle and - if possible - to below the patient's knee.



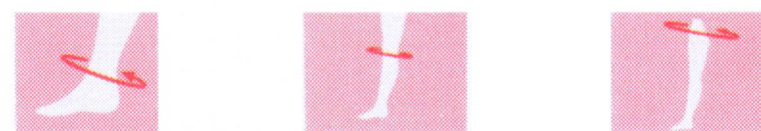
7. remove mediven® hospital butler/valet. Pull the mediven® hospital valet off downwards and pull the stocking up to the groin.



8. Finishing off. The tension determines the length of the stocking.

mediven® struva® 23/35

The Anti Embolism Stocking Recommended for Patients with Venous Disease - Ankle Compression 23/35mm Hg



Size	Ankle (cB) First measurement	Below Knee (cD)	Thigh (cG)
I	17 - 19	28 - 34	42 - 54
II	19 - 21	29 - 36	46 - 58
III	21 - 23	30 - 39	50 - 62
IV	23 - 25	31 - 41	54 - 66
V	25 - 27	32 - 43	58 - 70
VI	27 - 29	33 - 45	62 - 74
VII	29 - 31	34 - 47	66 - 78

(Leg measurements - Circumference in cm)

Anti-embolism stockings for differentiated thrombosis prophylaxis:

- ambulant patients pre-, intra- and postoperatively
- with a known history of deep vein thrombosis
- following vein stripping
- bedridden patients with venous disorders

- Available in:
- Knee length
 - Thigh length
 - Thigh length with waist attachment

Phone : 2236 0368/67, Fax : 91-33-2221 7335, e-mail : pushpanjali@vsnl.com
Customer Care Helpline : 91633 60368

